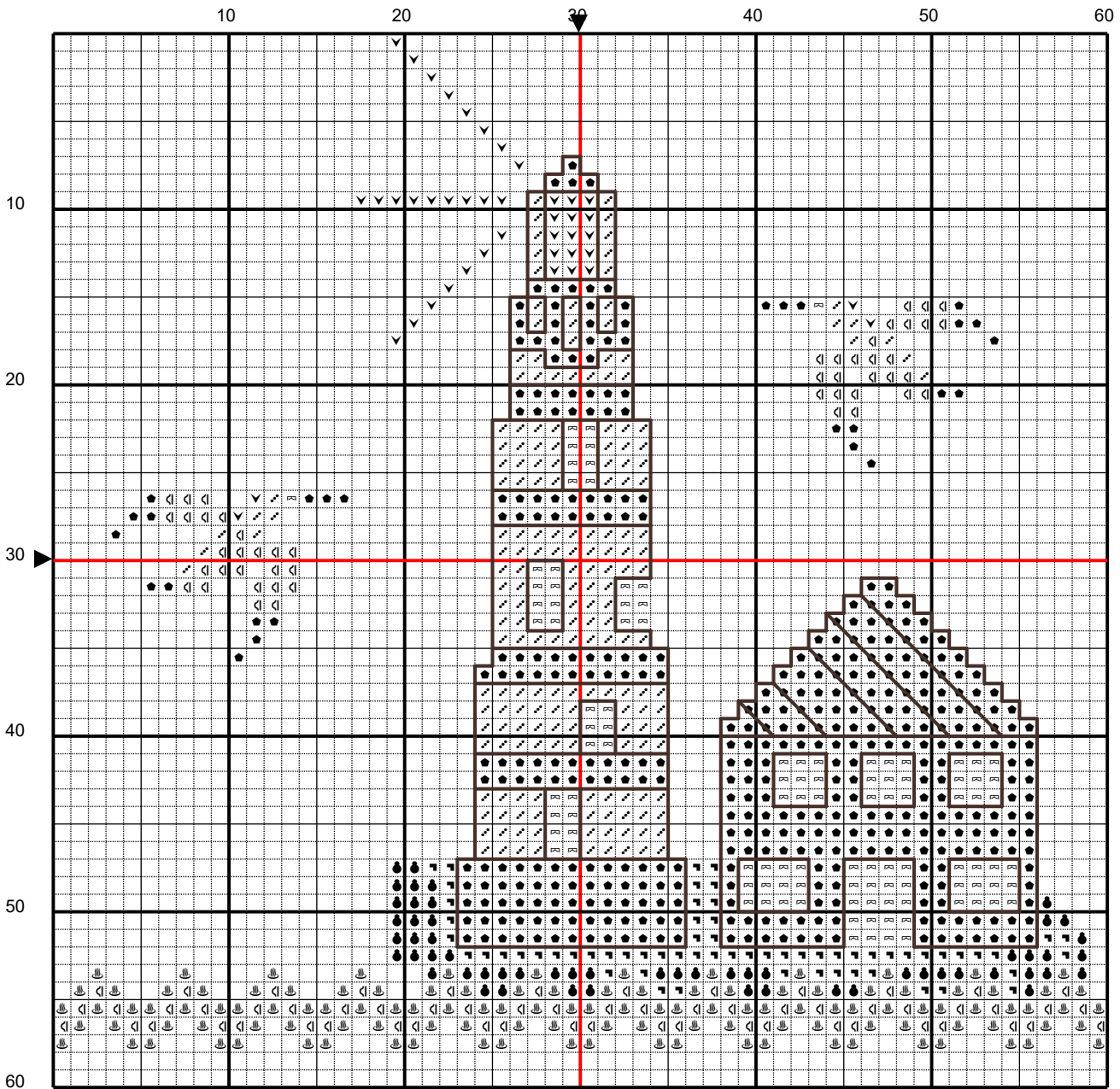



Lighthouse



Lighthouse











- | | | | | |
|---|---|---|--|---|
|  DMC 349 |  DMC 469 |  DMC 522 |  DMC 712 |  DMC 797 |
|  DMC 798 |  DMC 838 |  DMC 972 | | |


Lighthouse

14 ct 60x58 Stitches (10.9 x 10.5 cm) (4.3 x 4.1 in.)

10 ct 60x58 Stitches (15.2 x 14.7 cm) (6.0 x 5.8 in.)
 14 ct 60x58 Stitches (10.9 x 10.5 cm) (4.3 x 4.1 in.)
 16 ct 60x58 Stitches (9.5 x 9.2 cm) (3.8 x 3.6 in.)

	Number	Name	Strands	Length	Stitches	
◆	DMC 349	Coral dark	2	0.2 Skeins	427	
●	DMC 469	Avocado Green	2	0.1 Skeins	57	
■	DMC 522	Fern Green	2	0.1 Skeins	63	
◆	DMC 712	Cream	2	0.1 Skeins	193	
♨	DMC 797	Royal Blue	2	0.1 Skeins	120	
◁	DMC 798	Delft Blue dark	2	0.1 Skeins	110	
∞	DMC 838	Beige Brown very dark	2	0.1 Skeins	109	
▼	DMC 972	Canary deep	2	0.1 Skeins	43	

Lighthouse



- | | | | | |
|---|---|---|--|---|
|  DMC 349 |  DMC 489 |  DMC 522 |  DMC T 12 |  DMC 797 |
|  DMC 798 |  DMC 838 |  DMC 92 | | |